


iSpector



EK520V

EK350V



AOI system

√ Automatic Optical Inspection of PCB assemblies

√ Inspects:

- Components: missing, type, polarity, offset, text, colours etc
- Soldering: Post Reflow, Post Wave, Selective, Manual

√ Flexible classification and MES integration Scenarios via SQL or XML (option)

√ Online self training and installation via iMentor

√ RGB angular lighting system with 3D Meniscus Profiler

√ Low Noise Large CCD 24 bit Colour Camera High Speed USB3 Vision interface

√ Programmable from library or Golden Components

√ Prototype mode for 1st off inspection

√ High Speed inspection

Test your PCB's optically and replace manual inspection

Full inspection coverage at an entry level price. Powerful algorithms to achieve an optimal balance between defect detection and false reject levels in shortest time

Integrate AOI efficiently in your existing operations and factory IT systems

Comprehensive and easy to use online training suite

Reliable solder joint and slope analysis

Capture card free design. 1.5x faster than Camera Link

Be flexible; from manual till full library programming depending on your product

Program in minutes to verify your production line is set-up correctly before starting full production




30% faster than previous generation of iSpector

iSpector

The latest generation Mek iSpector desktop AOI is designed as an entry-level system for customers with low volume, high mix production requiring high-quality AOI with a low price tag.

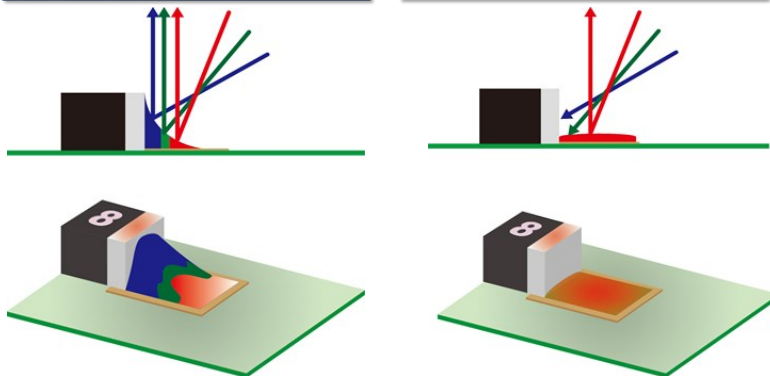

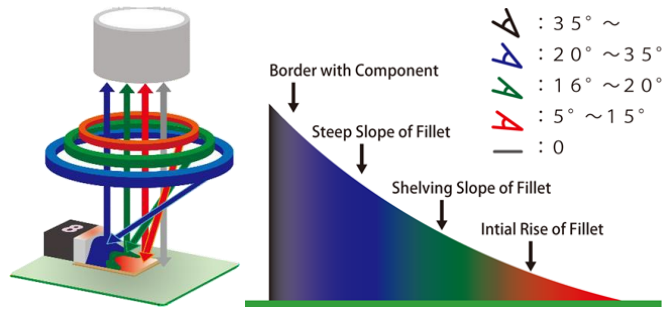
iSpector is able to inspect component bodies and solder joints by use of RGB LED light sources from three different angles. Creating a meniscus profiling light pattern.

Using our Colour Histogram analysis provides accurate and reliable inspection results, With low false calls.



Clean and Simple Interface
With powerful features. Full programming capabilities, Solder inspection, Component presence/absence, Polarity and Value.

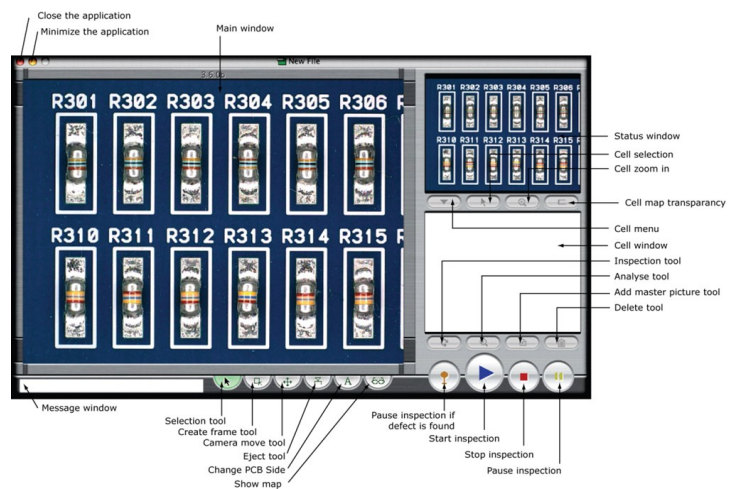
Import NC Data from your pick and place system or most popular CAD/CAM software. Utilizing our extensive custom Libraries to provide fast programing times and reliable results with low false fails.



Providing a rapid and repeatable inspection process, at an affordable cost, the entry-level AOI system combines high performance and the lowest cost of ownership.

It is fast to install with the help of the iMentor online training and is exceptionally easy to program.

iSpector a full fledged AOI system, Lead screw and Servo drive system. Designed to be the ultimate in value for money. Utilizing software which has been developed for over 20 years.

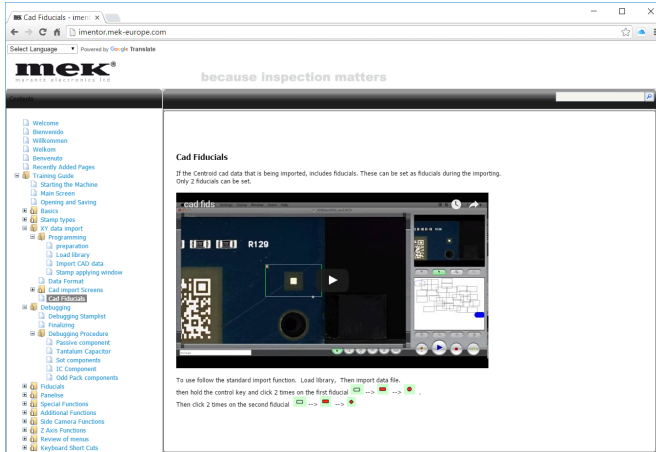


iSpector



imentor

iMentor is MEK's extensive and exclusive online training system that covers all aspects of the MEK AOI software. From basic to advanced operation including videos. It is frequently updated to covers new features in the latest software.



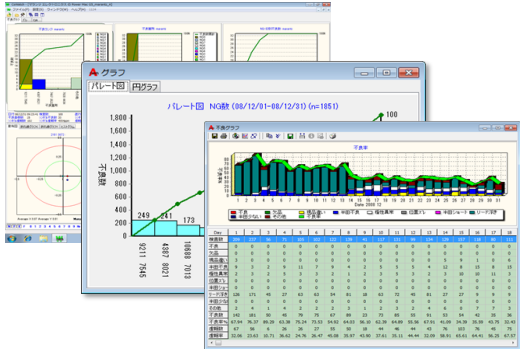
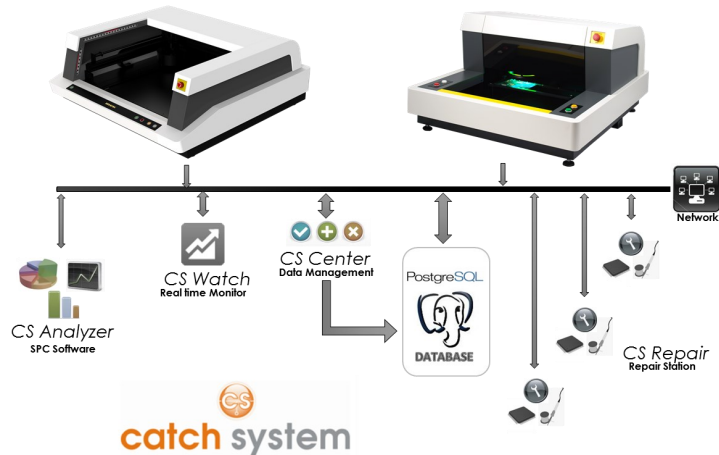
Instructions on how to install updates , make backups and Special application notes.

Latest software releases and Inspection library updates. Searchable topics. Also available in multiple languages.

A unique Login is provided for each customer. As well as access to our user forum.

Optional on site training is also available.

Optional Data collection, Offline Repair/Review and SPC Analysis. The **Catch system** which comprises **CSCenter** data collection and remote monitoring, **CSRepair** Offline defect review and repair software, and **CSAnalyser** SPC and trend analysis. **PostgreSQL** enterprise grade database storage. Catch is a fully scalable solution from single AOI stations to 40 plus machines



Inspection can be tracked and recorded. Assigned to Barcode read from the PCB's at the AOI.

Base formats including Datamatrix, QRcode, Code 128 and Code 39. As well as allowing multiple barcodes per panel.



Optional Offline programming and Debug. **OLT22X** Uses images captured from the AOI to create full AOI programs and can also be used in conjunction with the AOI to do live offline programming debug.

The offline programming software Simulates the machine and can therefore perform almost all the same functions during programming that are available on the AOI system.





because inspection matters

Desktop Series Specifications	iSpector EK 350V	iSpector EK 520V
Maximum PCB Size	350x250mm (13.8" x 9.8")	520x460mm (20.5" x 18")
Characteristics		
Product type	Automatic Optical Inspector	
In-line/Off-line	Off-Line	
Movement type	Camera X, Table Y	Camera X, Y
PCB movement	Moving table	Static table
PCB fixation	Support one side with plunger. North South Clamping	
Parts inspection	Presence, Polarity, Offset, Correctness, Soldering	
Distinction principle	Synthetic Imaging, Spectral Analysis, Greyscale limits	
Distinction parameters	Brightness, Hue, Saturation via Filters	
Camera type	UXGA CCD digital with USB 3 Vision	
Camera Field Of View/Resolution	36.0 x 20.25 18.75µm	
Lens	High Resolution Macro lens	
Lighting system	Triple LED rings: Red, Green, Blue	
Specifications		
Minimum inspection component size	0201" (18.75µm resolution)	
Positioning accuracy	Pixel related Feedback Loop	
Component clearance (top/bottom)	+30mm (1.18")/-60mm (-2.4")	
Movement speed	720mm/s	
Inspection capacity typical	2500cps/min 4.45 FOV/sec	
Mains	100-240 Vac / 150W	
Interfacing		
Control PC type (not included)	Apple Mac Mini or iMac	
Control / Imaging interface	USB / USB 3.0 Vision	
Programming Interface	CSV Centroid file (Placement file)	
Repair/Monitor/SPC System/MES-interface	Mek Catch System (Windows 7/8/10) (option)	
3rd party Interfacing (MES-if) & Data Storage	Enterprise SQL DB/XML Files/Socket (Catch System Option)	
General		
Operating temperature	15-30 degr C	
Operating humidity	15-80 % RH	
External size	W760 x D860 x H450 mm (30.3" x 34.3" x 18")	t.b.d. mm (t.b.d.)
Weight	45kg (99lbs)	t.b.d. kg (t.b.d. lbs)

Marantz Electronics reserves the right to change the design and specifications without notice. © Mek Europe BV, December 2015

Represented/Distributed by:

Mek Americas LLC
4425 E Sahara Ave., STE 41
Las Vegas, NV 89104 USA
T +1 702 818 1706
info@marantz-electronics.com
www.marantz-electronics.com

mek[®]
marantz electronics ltd
Marantz Electronics, Ltd.
4th floor, North Square I, YBP, Godo-cho,
Hodogaya-ku Yokohama-city,
Kanagawa, 240-0005 Japan

Mek Europe BV
Polluxstraat 2b
5047 RB Tilburg, Netherlands
T +31 40 7114111
info@mek-europe.com
www.mek-europe.com